

CIGWELD

AN **ESAB** BRAND



DESIGNED
& TESTED
IN AUSTRALIA
FOR OVER 100 YEARS

BLUEJET™

AIR-FUEL HEATING & BRAZING SOLUTIONS



PYRO* / *XB* / *TURBO



CIGWELD

AN **ESAB** BRAND

BLUEJET™

CONTENTS



PYRO LPG COMBINATION CHART	4
BURNER HEADS	6
MANIFOLDS	8
NECK TUBES	8
NECK TUBE BURNERS	9
TORCH HANDLES	9
BLUEJET LPG REGULATOR SIDE INLET (3/8" BSP LH)	10
TUBE ADAPTOR	10
BLUEJET PYRO FITTED PVC LPG GAS HOSE, 8mm (3/8" BSP LH)	10
COMET FLASHBACK ARRESTOR - REG MOUNT - FUEL (3/8" BSP LH)	10
PYRO KITS	11



BURNER HEADS	12
XB TORCH HANDLE	13
XB TORCH VALVE	13
XB KITS	13
BLUEJET LPG REGULATOR SIDE INLET (5/8" - 18 UNF LH)	13
COMET FITTED LPG GAS HOSE, 5mm (5/8" - 18 UNF LH)	13



PICK & MIX	16
FUEL CELLS	17
TORCHES	18
TORCH & FUEL COMBOS	20
TORCH FLAME TYPE, TORCH & FUEL CELL	22

PYRO LPG COMBINATION CHART

NECK TUBES



BURNER HEADS




MANIFOLDS



TUBE ADAPTOR

MANIFOLD (M20)
P/N: 208546

NECK TUBE BURNERS



TORCH HANDLES



STANDARD
P/N: 208543



ECONOMISER
P/N: 208544

BLUEJET PYRO FITTED PVC LPG GAS HOSE, 8mm



3/8" BSP LH

2m (3/8" BSP LH)
P/N: 208547

6m (3/8" BSP LH)
P/N: 208548

10m (3/8" BSP LH)
P/N: 208549

COMET FLASHBACK ARRESTOR



REG MOUNT - FUEL
P/N: 308987

LPG REGULATOR SIDE INLET



3/8" BSP LH

CGA 510SI

P/N: 208545



BURNER HEADS

BlueJet Pyro products are built with high quality stainless steel and virgin brass materials, ensuring that every component ranging from burner heads, barrels to handles are designed to meet and exceed durability and safety standards. BlueJet Pyro burners and kits are designed for demanding heating, melting, brazing, waterproofing, and soldering applications, making them the perfect choice for commercial operations, trade professionals and serious hobbyists.

- Stainless steel construction with brass valve offering superior strength.
- Designed to be used with manifold P/N: 208534 or P/N: 208535
- Designed to be used with neck tubes P/N: 208536 or P/N: 208537 or P/N: 208538 or P/N: 208539



BURNER HEAD 80mm

Burner Head Diameter	80mm
Flame Length	800mm
Inlet Connection	M20 x 1 Female
Gas Consumption:	6,200 g/Hr @ 150kPa
Heat Output:	85,400KJ (80,944 BTU/Hr)

ORDERING INFORMATION	P/N
BlueJet Pyro Burner Head 80mm	208529



BURNER HEAD 60mm

Burner Head Diameter	60mm
Flame Length	600mm
Inlet Connection	M20 x 1 Female
Gas Consumption:	5,000 g/Hr @ 150kPa
Heat Output:	61,600KJ (58,386 BTU/Hr)

ORDERING INFORMATION	P/N
BlueJet Pyro Burner Head 60mm	208530



BURNER HEAD 40mm

Burner Head Diameter	40mm
Flame Length	400mm
Inlet Connection	M20 x 1 Female
Gas Consumption:	2,000 g/Hr @ 150kPa
Heat Output:	24,400KJ (23,127 BTU/Hr)

ORDERING INFORMATION	P/N
BlueJet Pyro Burner Head 40mm	208532



BURNER HEAD 30mm

Burner Head Diameter	30mm
Flame Length	300mm
Inlet Connection	M20 x 1 Female
Gas Consumption:	600 g/Hr @ 150kPa
Heat Output:	6,954KJ (6,591 BTU/Hr)

ORDERING INFORMATION	P/N
BlueJet Pyro Burner Head 30mm	208533

BLUEJET™ PYRO



BURNER HEAD 50mm

Burner Head Diameter	50mm
Flame Length	500mm
Inlet Connection	M20 x 1 Female
Gas Consumption:	3,000 g/Hr @ 150kPa
Heat Output:	26,230KJ (24,862 BTU/Hr)

ORDERING INFORMATION

P/N

BlueJet Pyro Burner Head 50mm

208531





MANIFOLDS

- 208535 Operate with 2 burner heads and 208535 operate with 4 burner heads.



2-WAY BURNER MANIFOLD

Inlet Connection	M20 x 1 RH Female
Outlet Connection	M20 x 1 RH Male

ORDERING INFORMATION

P/N

BlueJet Pyro 2-Way Burner Manifold

208534



4-WAY BURNER MANIFOLD

Inlet Connection	M20 x 1 RH Female
Outlet Connection	M20 x 1 RH Male

ORDERING INFORMATION

P/N

BlueJet Pyro 4-Way Burner Manifold

208535

NECK TUBES

- Tubular stainless-steel construction provides durability and excellent thermal conductivity



NECK TUBE 75mm

Inlet Connection	M14 x 1 RH Female
Outlet Connection	M20 x 1 RH Male

ORDERING INFORMATION

P/N

BlueJet Pyro Neck Tube 75mm

208539



NECK TUBE 220mm

Inlet Connection	M14 x 1 RH Female
Outlet Connection	M20 x 1 RH Male

ORDERING INFORMATION

P/N

BlueJet Pyro Neck Tube 220mm

208538



NECK TUBE 600mm

Inlet Connection	M14 x 1 RH Female
Outlet Connection	M20 x 1 RH Male

ORDERING INFORMATION

P/N

BlueJet Pyro Neck Tube 600mm

208537



NECK TUBE 1000mm

Inlet Connection	M14 x 1 RH Female
Outlet Connection	M20 x 1 RH Male

ORDERING INFORMATION

P/N

BlueJet Pyro Neck Tube 1000mm

208536

NECK TUBE BURNERS

- Precision-engineered design for optimal fuel efficiency



BRAZING TORCH 3

Flame Length	150mm
Inlet Connection	M14 x 1 RH Female
Gas Consumption	35 g/Hr @150kPa
Heat Output	420KJ (399 BTU/Hr)

ORDERING INFORMATION	P/N
BlueJet Pyro Brazing Torch 3	208542



BRAZING TORCH 7

Flame Length	250mm
Inlet Connection	M14 x 1 RH Female
Gas Consumption	150 g/Hr @150kPa
Heat Output	1,830KJ (1,735 BTU/Hr)

ORDERING INFORMATION	P/N
BlueJet Pyro Brazing Torch 7	208540

TORCH HANDLES

- Precise flame control for accurate fuel regulation



STANDARD TORCH HANDLE

Inlet Connection	3/8" BSP LH
Outlet Connection	M14 x 1 Male
Operating Pressure	150-400kPa

ORDERING INFORMATION	P/N
BlueJet Pyro Standard Torch Handle	208543

- Designed to be used with torch handle P/N: 208543 or P/N: 208544



BRAZING TORCH 5

Flame Length	200mm
Inlet Connection	M14 x 1 RH Female
Gas Consumption	115 g/Hr @150kPa
Heat Output	1,400KJ (1,327 BTU/Hr)

ORDERING INFORMATION	P/N
BlueJet Pyro Brazing Torch 5	208541



SOFT FLAME HEAT SHRINK

Burner Head Diameter	32mm
Flame Length	550mm
Inlet Connection	M14 x 1 RH Female
Gas Consumption	800 g/Hr @150kPa
Heat Output	9,250KJ (3,977 BTU/Hr)

ORDERING INFORMATION	P/N
BlueJet Pyro Soft Flame Heat Shrink	208554

- Quick release trigger mechanism controlling flow of gas to improve gas consumption (PN: 208544).



ECONOMISER TORCH HANDLE

Inlet Connection	3/8" BSP LH
Outlet Connection	M14 x 1 Male
Operating Pressure	150-400kPa

ORDERING INFORMATION	P/N
BlueJet Pyro Economiser Torch Handle	208544

LPG REGULATOR SIDE INLET



Inlet Connection	CGA 510 SI
Outlet Connection	3/8" BSP LH
Max Working Pressure/Flow	400 kPa
Standard	AS 4267

ORDERING INFORMATION	P/N
BlueJet LPG Regulator Side Inlet	208545

BLUEJET PYRO FITTED PVC LPG GAS HOSE, 8mm



Thread	3/8" BSP LH
Nominal Bore Diameter	8mm
Colour	Orange
Standard	AS 1869, AGA Certified
Length	2m, 6m and 10m

ORDERING INFORMATION	P/N
BlueJet Pyro Fitted PVC LPG Gas Hose, Single 8mm, 2m (3/8" BSP LH)	208547
BlueJet Pyro Fitted PVC LPG Gas Hose, Single 8mm, 6m (3/8" BSP LH)	208548
BlueJet Pyro Fitted PVC LPG Gas Hose, Single 8mm, 10m (3/8" BSP LH)	208549

TUBE ADAPTOR



- The Tube Adaptor is designed to be assembled in to a pipe/tube to make a custom Manifold.

Inlet Connection	Ø 5.5mm
Outlet Connection	M20 x 1 RH M

ORDERING INFORMATION	P/N
BlueJet Pyro Tube Adaptor Manifold (M20)	208546

COMET FLASHBACK ARRESTOR (REG MOUNT - FUEL)



- Provides protection against flashbacks, backfires and sustained backfires
- Non-Return Valve prevents reverse flow of gases
- Stainless Steel Flame Arrestor extinguishes any returning flame
- Gas flow will be shut-off if arrestor becomes overheated
- Dust Filter protects the gas non-return valve against contamination
- AS 4603 compliant, Provides the highest level of safety and performance. Ensures product is suitable for contracts requiring Australian Standards compliant product.

ORDERING INFORMATION	P/N
COMET Flashback Arrestor - Reg Mount - Fuel (3/8" BSP LH)	308987

PYRO KITS



BLUEJET PYRO STARTER KIT


- BlueJet Pyro Burner Head 50mm
- BlueJet Pyro Neck Tube 220mm
- BlueJet Pyro Standard Torch Handle
- BlueJet LPG Regulator with 3/8" Outlet
- BlueJet Pyro Fitted PVC LPG Gas Hose, Single 8mm, 2m (3/8" BSP LH)
- Triple Flint Lighter

ORDERING INFORMATION

P/N

BlueJet Pyro Starter Kit

208550



BLUEJET PYRO TORCH KIT

- BlueJet Pyro Burner Head 60mm
- BlueJet Pyro Burner Head 50mm
- BlueJet Pyro Neck Tube 600mm
- BlueJet Pyro Neck Tube 220mm
- BlueJet Pyro Economiser Torch Handle
- Triple Flint Lighter

ORDERING INFORMATION

P/N

BlueJet Pyro Torch Kit

208551



BLUEJET PYRO PRO KIT

- BlueJet Pyro Burner Head 60mm
- BlueJet Pyro Neck Tube 600mm
- BlueJet Pyro Economiser Torch Handle
- BlueJet LPG Regulator with 3/8" Outlet
- BlueJet Pyro Fitted PVC LPG Gas Hose, Single 8mm, 2m (3/8" BSP LH)
- Triple Flint Lighter

ORDERING INFORMATION

P/N

BlueJet Pyro Pro Kit

208552



BLUEJET PYRO PRO PLUS KIT

- BlueJet Pyro Burner Head 60mm
- BlueJet Pyro Burner Head 50mm
- BlueJet Pyro Neck Tube 600mm
- BlueJet Pyro Neck Tube 220mm
- BlueJet Pyro Economiser Torch Handle
- BlueJet LPG Regulator with 3/8" Outlet
- BlueJet Pyro Fitted PVC LPG Gas Hose, Single 8mm, 6m (3/8" BSP LH)
- Triple Flint Lighter

ORDERING INFORMATION

P/N

BlueJet Pyro Pro Plus Kit

208553





LPG EXPANSION BURNERS

- The burner torch head is constructed of stainless steel for added durability, providing longevity to the equipment reducing the need for replacement or repairs
- The left-hand thread for gas type identification provides a simple and efficient way to avoid cross-connections between incompatible gases, ensuring a safer working environment
- The torch handle is constructed with solid internal brass construction with an aluminum outer handle for added durability and provides an extra layer of protection and corrosion resistance, ensuring long-lasting use and convenience
- The handle design ensures comfort and ease of use when using the Expansion Heating Torch. The torch can be operated perfectly from a -20° to 90° angle
- Laser etched with part number and manufacture date for ease of identification and traceability
- The adjustable flame control provides versatility and convenience, allowing the user to tackle different tasks with a single heating torch, no matter the application's requirements
- Approximate Heating Temperature of Propane in Air = 1,980°C
- The Expansion Burner works in a unique fashion by taking the cold LP-Gas from the cylinder (-45°C) and running it around the burner head so the gas warms up prior to mixing with the Air (that includes Oxygen) which provides for a much better mixture of Fuel Gas (LPG) and Oxygen to produce a more efficient blue heating flame
- LPG supplied in Australia in Cylinder form is mainly Propane with a high purity rate of between 95-99% propane

Applications:

- Preheating steel/metals prior to welding applications
- Heating steel/metals prior to bending and hardening processes
- Metal repairs, maintenance and unfreezing parts
- Controlling inter-pass temperature during welding operations
- Line marking on roadways
- Heating & joining waterproofing membranes



XB50 LPG EXPANSION BURNER 50mm HEAD

- LPG/Propane supplied in Australia contains approximately 50.4 MJ (Megajoules) of energy for every 1kg of gas consumed
- The XB50 will run for approximately 4.5hrs on a 45kg LPG cylinder or ~50 minutes on an 8.5kg BBQ cylinder

Burner Head Diameter	50mm
Flame Length	600mm
Heat Output	500MJ/hr (474,000 BTU/hr @200kPa LPG)
Thread	3/8" - BSP RH
Operating Angle	-20° to 90°
Dimensions L x W x H	460mm x 80mm x 70mm
Weight	0.510kg

ORDERING INFORMATION

P/N

BlueJet XB50 LPG Expansion Burner Head 50mm

308416

XB75 LPG EXPANSION BURNER 75mm HEAD

- The XB75 will run for approximately 1hr 44mins on a 45kg LPG cylinder or ~20 minutes on an 8.5kg BBQ cylinder
- For extended use CIGWELD recommend that multiple (2+) 45kg LPG cylinders be manifolded together to supply the XB75 burner head

Burner Head Diameter	75mm
Flame Length	800mm
Heat Output	1300MJ/hr (1,232,000 BTU/hr @200kPa LPG)
Thread	3/8" - BSP RH
Operating Angle	-20° to 90°
Dimensions L x W x H	460mm x 100mm x 90mm
Weight	0.905kg

ORDERING INFORMATION

P/N

BlueJet XB75 LPG Expansion Burner Head 75mm

308417



XB TORCH LPG EXPANSION BURNER TORCH HANDLE WITH VALVE

Thread	3/8" - BSP RH & 5/8"-18 UNF LH
Dimensions L x W x H	210mm x 20mm x 45mm
Weight	0.335kg

ORDERING INFORMATION

P/N

BlueJet XB LPG Expansion Burner Torch Handle

308418



XB50 KIT

- LPG Expansion Burner 50mm Head
- LPG Expansion Burner Torch Handle with valve
- BlueJet LPG Regulator Side Inlet
- Comet fitted LPG gas hose, 5m
- Three Flint Lighter

Carton Dimensions L x W x H	550mm x 230mm x 250mm
Weight	3.46kg

ORDERING INFORMATION

P/N

BlueJet XB50 Expansion Burner 50mm Kit

308420

BLUEJET LPG REGULATOR SIDE INLET



Inlet Connection	CGA 510 SI
Outlet Connection	5/8"-18 UNF LH
Max Working Pressure/Flow	400 kPa
Standard	AS 4267

ORDERING INFORMATION

P/N

BlueJet LPG Regulator Side Inlet

201003



XB VALVE LPG EXPANSION BURNER VALVE

Thread	3/8" - BSP RH & 5/8"-18 UNF LH
Dimensions L x W x H	50mm x 20mm x 40mm
Weight	0.110kg

ORDERING INFORMATION

P/N

BlueJet XB LPG Expansion Burner Valve

308419



XB75 KIT

- LPG Expansion Burner 75mm Head
- LPG Expansion Burner Torch Handle with valve
- BlueJet LPG Regulator Side Inlet
- Comet fitted LPG gas hose, 5m
- Three Flint Lighter

Carton Dimensions L x W x H	550mm x 230mm x 250mm
Weight	3.88kg

ORDERING INFORMATION

P/N

BlueJet XB75 LPG Expansion Burner 75mm Kit

308421

COMET FITTED LPG GAS HOSE, 5m & 10m



Thread	5/8"-18 UNF LH
Nominal Bore Diameter	5mm
Colour	Orange
Standard	AS 1869
Length	5m and 10m

ORDERING INFORMATION

P/N

COMET Fitted LPG Gas Hose, 5m

308422

COMET Fitted LPG Gas Hose, 10m

308423

CIGWELD

AN ESAB BRAND

BLUEJETTM

IDEAL FOR

PREHEATING STEEL/METALS PRIOR TO WELDING APPLICATIONS

HEATING STEEL/METALS PRIOR TO BENDING AND HARDENING PROCESSES

METAL REPAIRS, MAINTENANCE AND UNFREEZING PARTS

CONTROLLING INTER-PASS TEMPERATURE DURING WELDING OPERATIONS

LINE MARKING ON ROADWAYS

HEATING & JOINING WATERPROOFING MEMBRANES





DESIGNED
& TESTED
IN AUSTRALIA
FOR OVER 100 YEARS



PICK AND MIX

The best of all, our BlueJet Range makes it really easy for you to pick the best torch and fuel cell for your application. We've set up an easy-to-use Pick & Mix chart! Boasting ergonomic handling and high heat transfers, the CIGWELD BlueJet range offers a complete set of hand held fuel torches and fuel cells to suit soldering, brazing and heating applications!

STEP 1.


Select your application



● MAXGAS ○ PROPANE ● BUTANE

STEP 2.

Match application to corresponding fuel and a flame type



APPLICATION	JET407 SUPER CYCLONE FLAME	JET408 CYCLONE FLAME	JET409 TRIPLE-POINT FLAME	JET410 CONCENTRATED FLAME SWIVEL TORCH	JET411 PENCIL FLAME	JET413 CONCENTRATED FLAME	JET414 BROAD BURST FLAME
BRAZING COPPER & STEELS	●	●					
HARDENING STEEL	●	●		●			●
HEAT SHRINK	●	●	●	●	●	●	●
HEATING METALS FOR BENDING	●	●	●	●			●
HOSPITALITY/COOKING		●	●	●	●	●	
JEWELLERY & ART		●	●	●	●		
LIGHTING BBQ GRILLS & FIRE PITS	●	●	●	●	●	●	●
LIGHTING PILOT LIGHTS	●	●	●	●	●		
METAL REPAIRS	●	●	●	●			●
REMOVING RUST & PAINT	●	●		●			●
SOLDERING CIRCUITRY			●		●	●	
SOLDERING COPPER (UP TO 19MM Ø / 3/4")	●	●		●	●		
SOLDERING COPPER (OVER 19MM Ø / 3/4")	●	●					
SOLDERING SILVER (WITH SILVER BRAZING ALLOYS)	●	●		●	●		
TIMBER FINISHING		●	●	●	●		●
UNFREEZING PARTS	●	●		●			●
WEED CONTROL							●

Note: Results may vary per application and torch type used. Above is an application guide only. Can be used for other applications not listed.

*Is approximate only and results may differ due to varying conditions.

**3 Year Limited Warranty. Visit cigweld.com.au for further details.

**Mapp® is a registered trademark of the Linde Group.

#Please check burner/camping stove for suitable fuel type and connections

FUEL CELLS



MAXGAS

Perfect for medium to heavy soldering, brazing and heating applications where faster heat transfer is required.

Suits BlueJet Torches:

JET407
SUPER CYCLONE FLAME

JET408
CYCLONE FLAME

JET410
CONCENTRATED FLAME,
SWIVEL TORCH



ORDERING INFORMATION

P/N

MAXGAS Fuel Cell: Single	308979
MAXGAS Fuel Cell: 3-Pack	308980

**BURN HOTTER WITH
MAXGAS THE ULTIMATE
IN HEAT TRANSFER!**

MAXGAS IS A MAPP® GAS ALTERNATIVE**

PROPANE

Suitable for DIY and hospitality applications and where soft soldering is required..

Suits BlueJet Torches:

JET407
SUPER CYCLONE FLAME

JET408
CYCLONE FLAME

JET409
TRIPLE-POINT FLAME

JET410
CONCENTRATED FLAME,
SWIVEL TORCH

JET411
PENCIL FLAME



ORDERING INFORMATION

P/N

PROPANE Fuel Cell: Single	308981
---------------------------	--------

BUTANE

Perfect for medium to heavy soldering, brazing and heating applications where faster heat transfer is required.

Suits BlueJet Torches:

JET413
CONCENTRATED FLAME



ORDERING INFORMATION

P/N

BUTANE Fuel Cell: 4-Pack	308984
--------------------------	--------

BLUEJET™ TURBO

JET407 SUPER CYCLONE FLAME UP TO 1372°C[^]




**HEAT
CONSUMPTION**
12196.5 (BTU/hr)^{*}

ORDERING INFORMATION

JET 407, Super Cyclone Flame

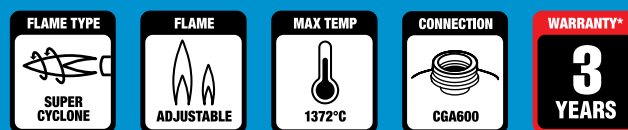
P/N

308407

- Auto-Ignition with Piezo system
- Adjustable Flame Control
- Anti-Flame Flaring Design
- Max Temp 1372°C[^]
- Flame type: Super Cyclone Flame
- Lock button function
- Cast Aluminium construction for added durability
- Ergonomic handle design for ease of use
- Removable stainless steel/brass heating tip for replacement or different tips

IDEAL FOR:

Brazing Copper & Steels, Hardening steel, Heat shrink, Heating Metals for bending, LIGHTING BBQ GRILLS & FIRE PITS, Lighting Pilot Lights, Removing Rust & Paint, Soldering Copper (Up to 19mm \varnothing / 3/4"), Soldering Copper (Over 19mm \varnothing / 3/4"), Soldering Silver (with Silver Brazing Alloys) & Unfreezing Parts



MAXGAS

PROPANE

SUITABLE FOR

JET408 CYCLONE FLAME UP TO 1310°C[^]




**HEAT
CONSUMPTION**
5866.22 (BTU/hr)^{*}

ORDERING INFORMATION

JET 408, Cyclone Flame


P/N

308408

- Auto-Ignition with Piezo system
- Adjustable Flame Control
- Anti-flaring fuel regulator
- Max Temp 1310°C[^]
- Flame type: Cyclone Flame
- Lock button function
- Heavy duty plastic handle
- Replaceable brass heating tip

IDEAL FOR:

Brazing Copper & Steels, Hardening steel, Heat shrink, Heating Metals for bending, Hospitality/Cooking, Jewellery & Art, LIGHTING BBQ GRILLS & FIRE PITS, Lighting Pilot Lights, Metal Repairs, Removing Rust & Paint, Soldering Copper (Up to 19mm \varnothing / 3/4"), Soldering Copper (Over 19mm \varnothing / 3/4"), Soldering Silver (with Silver Brazing Alloys), Timber Finishing, Unfreezing Parts



MAXGAS

PROPANE

SUITABLE FOR

JET409 TRIPLE-POINT FLAME UP TO 1176°C[^]




**HEAT
CONSUMPTION**
3468 (BTU/hr)^{*}

ORDERING INFORMATION

JET 409, Triple-Point Flame

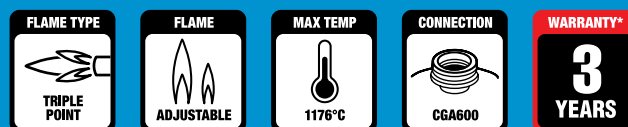
P/N

308409

- Auto Ignition
- Max Temp 1176°C[^]
- Flame type: Triple-Point Flame
- Ergonomic handle design for ease of use

IDEAL FOR:

Heat Shrink, Heating Metals For Bending, Hospitality/Cooking, Jewellery & Art, Lighting BBQ Grills & Fire Pits, Lighting Pilot Lights, Metal Repairs, Soldering Circuitry, Timber Finishing



PROPANE

SUITABLE FOR

BLUEJET™ TURBO

JET410 SWIVEL TORCH, CONCENTRATED FLAME UP TO 1366°C*



ORDERING INFORMATION

JET 410, Swivel Torch, Concentrated Flame

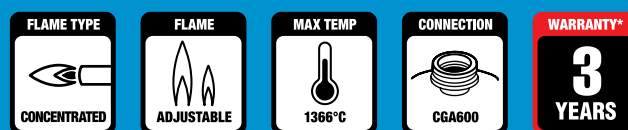
P/N

308410

- Auto Ignition – Instant Start Ignitors
- Anti-flaring fuel regulator
- Max Temp 1366°C*
- Flame type: Concentrated Flame
- Ergonomic handle design for ease of use
- Stainless Steel Burner Tubes with Brass Valve

IDEAL FOR:

Heat Shrink, Heating Metals For Bending, Hospitality/Cooking, Jewellery & Art, Lighting BBQ Grills & Fire Pits, Lighting Pilot Lights, Metal Repairs, Soldering Circuitry, Timber Finishing



JET413 CONCENTRATED FLAME UP TO 1244°C*



ORDERING INFORMATION

JET 413, Concentrated Flame Torch

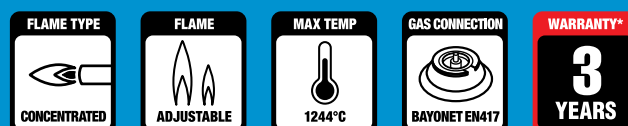
P/N

308413

- Auto Ignition
- Adjustable Flame Control
- Anti-Flame Flaring Design
- Max Temp 1244°C*
- Flame type: Concentrated Flame
- Ergonomic handle design for ease of use
- Easy to operate & Light Weight
- Ideal for Hospitality/Cooking

IDEAL FOR:

Heat Shrink, Hospitality/Cooking, Lighting BBQ Grills & Fire Pits, Soldering Circuitry



JET414 WEED BURNER, BROAD BURST FLAME UP TO 1100°C*



ORDERING INFORMATION

JET 414, Weed Burner, Broad Burst Flame Torch

P/N


308414

- 'Push button' auto ignition - from handle
- Adjustable flame control
- Max temp 1100°C*
- Flame type: Broad Burst Flame
- Ergonomic grip handle designed for comfort
- Easy to operate & light weight
- Ideal for: weed control, igniting coal/wood BBQ's &/or fireplaces
- Suitable for Propane gas
- 750mm reach

IDEAL FOR:

BLUEJET Weed Burner is your ultimate weapon for controlling weeds and for starting your charcoal/coal BBQ's and smokers!!

With an ergonomic handle balanced with your Propane cylinder, this burner ignites with a click of your finger directly from the handle!



MAXGAS

PROPANE

SUITABLE FOR

BUTANE

SUITABLE FOR

PROPANE

SUITABLE FOR



JET407 MAXGAS

SUPER CYCLONE FLAME & MAXGAS FUEL CELL COMBO


UP TO 1372°C*

ORDERING INFORMATION

P/N

Super Cyclone Flame & Maxgas Fuel Cell Combo

308400



**HEAT
CONSUMPTION**
12196.5 (BTU/hr)*



JET408 MAXGAS

CYCLONE FLAME & MAXGAS FUEL CELL COMBO


UP TO 1310°C*

ORDERING INFORMATION

P/N

Cyclone Flame & Maxgas Fuel Cell Combo

308401



**HEAT
CONSUMPTION**
5866.22 (BTU/hr)*



JET409 PROPANE

TRIPLE-POINT FLAME & PROPANE FUEL CELL COMBO



UP TO 1176°C*

ORDERING INFORMATION

P/N

Triple-Point Flame & Propane Fuel Cell Combo

308402



**HEAT
CONSUMPTION**
3468 (BTU/hr)*

BLUEJET™ TURBO



JET410 MAXGAS

SWIVEL TORCH, CONCENTRATED FLAME & MAXGAS FUEL CELL COMBO


UP TO 1366°C[^]

ORDERING INFORMATION

P/N

Swivel Torch, Concentrated Flame & Maxgas Fuel Cell Combo

308403



**HEAT
CONSUMPTION**
9839 (BTU/hr)[^]



JET411 PROPANE

PENCIL FLAME TORCH & PROPANE FUEL CELL COMBO



UP TO 1322°C[^]

ORDERING INFORMATION

P/N

Pencil Flame Torch & Propane Fuel Cell Combo

308404



**HEAT
CONSUMPTION**
7568 (BTU/hr)[^]



JET413 BUTANE

CONCENTRATED FLAME & BUTANE FUEL CELL COMBO


UP TO 1244°C[^]

ORDERING INFORMATION

P/N

Concentrated Flame & Butane Fuel Cell Combo

308406



**HEAT
CONSUMPTION**
3801 (BTU/hr)[^]

BLUEJET™ TURBO

TORCH FLAME TYPE, TORCH & FUEL CELL



JET407
SUPER CYCLONE
FLAME



JET408
CYCLONE FLAME



JET409
TRIPLE-POINT
FLAME



JET411
PENCIL FLAME



JET410
SWIVEL TORCH,
CONCENTRATED FLAME

BLUEJET™ TURBO



JET407 JET408 JET409 JET411 JET410 JET413 JET414



JET413
CONCENTRATED
FLAME

JET414
BROAD BURST
FLAME

CIGWELD

AN **ESAB** BRAND

BLUEJET™

AUTHORISED DISTRIBUTOR:



CIGWELD Pty Ltd An ESAB Brand 71 Gower Street, Preston VIC 3072 Australia
CUSTOMER CARE: Tel: 1300 654 674 | Intl Tel: +61 9474 7400
Email: enquiries@cigweld.com.au

    | **CIGWELD.COM.AU**

In the interest of continuous improvements, CIGWELD Pty Ltd ABN 56 007 226 815 (An ESAB Brand) reserves the right to change specifications or design on any of its products without prior notice.