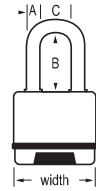


EXCELL COMBINATION PADLOCK



M175DLFAU

- 50mm wide zinc die-cast body; powder coat brass colour.
- Patented boron-carbide octagonal 38mm long Tough Cut™ shackle.
- Double ball bearing locking.
- 4-Digit set-your-own combination; large ergonomic dials.
- Shackle seal and hinged cover for better resistance to the elements.



Item Code	Description	GTIN	Pack Qty	Min. Order Qty	Shackle Dimensions (Metric)		
					A	B	C
M175DLFAU	Zinc Die Cast 50mm Wide Body - Boron Carbide Shackle – Resettable Combination	071649259692	4	1	9mm	38mm	24mm

COMBINATION PADLOCKS

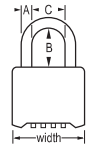


175DAU

175DLHAU

178DAU

- 51mm wide zinc die-cast body for strength and weather resistance.
- Hardened steel shackles.
- 4 digit set-your-own combination.
- Resettable to allow for a personalised combination.



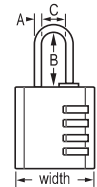
Item Code	Description	GTIN	Pack Qty	Min. Order Qty	Shackle Dimensions (Metric)		
					A	B	C
175DAU	Zinc Die Cast 51mm Wide Body – Hardened Steel Shackle – Resettable Combination	071649395604	4	1	8mm	25mm	25mm
175DLHAU	Zinc Die Cast 51mm Wide Body – Long Hardened Steel Shackle – Resettable Combination	071649395505	6	1	8mm	57mm	25mm
178DAU	Zinc Die Cast 51mm Wide Body – Hardened Steel Shackle – Resettable Combination	071649060496	4	1	8mm	25mm	25mm

NO. 604 – COMBINATION BRASS PADLOCK



604DAU

- 40mm solid brass body for extra resistance against rust and corrosion.
- Steel shackle.
- 4-digit set-your-own combination.



Item Code	Description	GTIN	Pack Qty	Min. Order Qty	Shackle Dimensions (Metric)		
					A	B	C
604DAU	Brass 40mm Wide Body – Steel Shackle – Resettable Combination	3520190193193	4	4	6mm	26mm	22mm