

Makita

18Vx2 Brushless Chainsaws

LXT

DUC400
DUC353



Product Overview



Front hand guard

Metal spike bumper

Main power switch

Variable speed trigger switch

Automatic chain lubrication

Tool-less chain adjustment



XPT
EXTREME PROTECTION TECHNOLOGY

BL
MOTOR

Product Specification Sheet



Voltage		18Vx2
Guide bar length		400mm / 350mm
Saw chain	Type	90PX
	Gauge	1.1mm / 0.043"
	Pitch	3/8"
Chain speed		20m/sec
Oil tank capacity		200mL

- **18Vx2** – powered by two 18V Li-ion batteries the chainsaw is supplied with 36V of power to the brushless drive system
- **Mains power switch** – with auto power off function, automatically turns off the chainsaw after no activity for 1 minute
- **Variable speed trigger switch** – enables the user to have the same control of the trigger as they would the accelerator on a petrol product
- **XPT** – for use in outdoor applications protection from dust and dripping water is enhanced protecting the circuitry
- **Front hand guard** – activates the kickback brake, pushing forward of the front hand guard stops the blade instantly
- **Metal spike bumper** – firmly grips the workpiece to provide more control, making cutting easier
- **Automatic chain lubrication** – the amount of chain oil can be regulated allowing the user to make adjustments based on whether they are cutting hard or soft wood
- **Tool-less chain adjustment** – allows for quick and easy adjustment of the saw chain tension
- **Brushless Motor** – the DUC400 possesses the Makita outer rotor brushless motor direct driver system providing high levels of improved performance

Advantages

Performance



Outer rotor brushless motor delivering high levels of improved performance

Innovation



Unbelievable performance thanks to 36V (18Vx2) technology

Convenience



Tool-less chain tension adjustment

Efficiency



Variable speed trigger switch

Makita's high performance Outer rotor brushless motor

Thanks to the new outer rotor brushless motor the DUC400 is able to produce more power and more efficiency than ever before.

The new design means the stator rotates and the armature remains stationary, making the motor a highly efficient direct drive system


BL MOTOR



XPT – eXtreme Protection Technology

This technology has been designed for use in outdoor applications or harsh environments. XPT provides increased protection for the circuitry from dust and dripping water

This is achieved by carefully sealing and protecting internal components so that they stay free from exposure of dust and moisture



Sealed internal circuitry components

XPT
EXTREME PROTECTION TECHNOLOGY









Tool-less chain tension adjustment

Extendable lever allows for easier chain tightening and can be quickly retracted at any angle

After the bar has been loosened the dial can be turned to tension the saw chain before tightening the lever and locking it back into place






Our Range

	DUC122	DUC150	DUC254	DUC302	DUC306	DUC353/ DUC355	DUC400/ DUC405	DUC407
								
Voltage:	18V	18v	18V	18Vx2	18Vx2	18Vx2	18Vx2	18v
Guide bar length:	115mm	150mm	250mm	300mm	300mm	350mm	400mm	400mm
Chain speed:	5m/s	8m/s	24m/s	8.3m/s	20m/s	20m/sec	20m/sec	7.7m/s
Oil tank capacity :	80mL	55mL	140mL	85mL	200mL	200mL	200mL	150mL
Motor type	Brushed	Brushless	Brushless	Brushed	Brushless	Brushless	Brushless	Brushed
Handle type	Top Handle	Rear Handle	Top Handle	Top Handle	Top Handle	Rear Handle	Rear Handle	Rear Handle
Skin Weight	2.0kg	1.4kg	2.7kg	3.5kg	3.5kg	4.0kg / 4.2kg	4.2 / 4.3kg	2.9kg






Accessories






Standard Accessories		
	191H02-6 191H03-4	Saw Chain 350mm 3/8 - .043" Saw Chain 400mm 3/8 - .043"
	191G16-9 191G17-7	Guide Bar 350mm Guide Bar 400mm
	419288-5 419242-9	Bar Cover 350mm Bar Cover 400mm

Optional Accessories

Optional Accessories

	191H11-5 191H12-3	<p><u>Saw Chains</u></p> <p>Saw Chain 35cm - 3/8 - .050"</p> <p>Saw Chain 40cm - 3/8 - .050"</p>
	191G24-0 191G25-8	<p><u>Guide Bars</u></p> <p>Guide Bar 35cm 3/8 - .050"</p> <p>Guide Bar 40cm 3/8 - .050"</p>
	199063-2 198259-2	<p><u>Sprocket Drives</u></p> <p>Sprocket 9 Drive for 3/8 Chain</p> <p>Sprocket 9 Drive for 1/4 Chain</p>
	D-70948 D-70954 D-70960 D-70976 D-70982	<p><u>Sharpening Sets</u></p> <p>5/32 (4mm) Sharpening File Guide Set</p> <p>11/64 (4.5mm) Sharpening File Guide Set</p> <p>3/16 (4.8mm) Sharpening File Guide Set</p> <p>13/64 (5.2mm) Sharpening File Guide Set</p> <p>7/32 (5.5mm) Sharpening File Guide Set</p>
	945.900.001 988.070.819 988.070.824	<p><u>Timber Felling Wedges</u></p> <p>140mm Plastic Wedge</p> <p>200mm Plastic Wedge</p> <p>250mm Plastic Wedge</p>

Optional Accessories

	953.030.040 D-67480	<p><u>Sharpening Clamps</u></p> <p>Bar Clamped Sharpening Jig</p> <p>Stump Vice for Sharpening</p>
	D-72154 D-72160 D-72176 D-72182 D-72198	<p><u>Roll-Up Sharpening Kits</u></p> <p>5/32 (4mm) Sharpening File Guide Set</p> <p>11/64 (4.5mm) Sharpening File Guide Set</p> <p>3/16 (4.8mm) Sharpening File Guide Set</p> <p>13/64 (5.2mm) Sharpening File Guide Set</p> <p>7/32 (5.5mm) Sharpening File Guide Set</p>
	C-02001 C-02004 C-02010	<p><u>Bar & Chain Oil</u></p> <p>1L</p> <p>4L</p> <p>10L</p>
	P-76934 P-76940 P-76956 P-76962 P-76978 P-76984	<p><u>Chain Saw Chaps</u></p> <p>Small – Buckle Up</p> <p>Medium – Buckle Up</p> <p>Large – Buckle Up</p> <p>Small – Zip Up</p> <p>Medium – Zip Up</p> <p>Large – Zip Up</p>